



QUANTUM VS
Next Generation Software

myViewpoint Release 1.0.10

**Transmittal Document including
New Features & Upgraded Functions**



Important Information

Publication No. 65-30002-06A

February 2006

1st Edition



1st Edition, February 2006

It is the policy of **Electronic Data Processing PLC**, to improve products as new technology, components, software and firmware become available. **Electronic Data Processing PLC**, reserve the right to change specifications without prior notice. All software products are licenced to users under the terms of the **Electronic Data Processing PLC** Program Products Licence Agreement.

All features, functions, and operations described herein may not be marketed by **Electronic Data Processing PLC**, in all parts of the world.

Copyright Notice

This document contains information which is proprietary to **Electronic Data Processing PLC**. Reproduction of this document for any purpose is prohibited without the prior express written authorisation of **Electronic Data Processing PLC**.

Disclaimer

Electronic Data Processing PLC, makes no representation and no expressed or implied warranty of any kind with the regard to the documentation for any particular purpose. Whilst every effort has been made to ensure the accuracy of the documentation **Electronic Data Processing PLC**, accept no liability for any losses or consequential damages arising directly or indirectly from the use of the documentation.

Electronic Data Processing PLC, reserve the right to amend this documentation without obligation to notify any person or organisation of any such amendments.

© 2006 ELECTRONIC DATA PROCESSING PLC.

Contents

MYVIEWPOINT RELEASE 1.0.10 OVERVIEW	2
<i>Operational Considerations</i>	<i>2</i>
<i>Important Client Information.....</i>	<i>3</i>
PRODUCT ENHANCEMENTS	4
<i>New Desktop Dashboard.....</i>	<i>4</i>
<i>Saved Queries Folder</i>	<i>5</i>
<i>Saving Queries.....</i>	<i>5</i>
<i>New Save Icon.....</i>	<i>6</i>
<i>Saving Queries to XML Format.....</i>	<i>6</i>
<i>Saving Queries to PDF Format.....</i>	<i>7</i>
<i>Saving Queries to CSV Format.....</i>	<i>7</i>
<i>Global Properties</i>	<i>7</i>
<i>Display Query Results of Over 1000 with no comma in the Value</i>	<i>9</i>
<i>Highlight Sub-Total Breaks in Different Colours</i>	<i>10</i>
<i>Setting Up Scheduled Tasks</i>	<i>11</i>
<i>Dictionary Item Find</i>	<i>12</i>
<i>New Online Help.....</i>	<i>12</i>
PLANNED RELEASE 1.0.11 ENHANCEMENT	13
<i>Browser Based Version of myViewpoint.....</i>	<i>13</i>


myViewpoint Release 1.0.10 Overview

The EDP Group is pleased to announce the General Customer Availability (GCA) of myViewpoint Release 1.0.10.

myViewpoint Release 1.0.10 relies upon a Personal Computer running Windows™ 2000 or XP connecting to a MultiValue database and may be used in conjunction with any of the following:

- **IBM U2 Universe**
- **IBM U2 Unidata**
- **Objectware UniVision**
- **Revelation OpenInsight**
- **Pick Systems D3**

New product enhancements include the addition of a separate Dashboard Workspace area accessible through a new icon under the Desktop, the ability to save queries to XML and PDF formats, the introduction of a Saved Queries folder for offline viewing of saved queries, changes to the Global Properties tabs, ability to display query results over 1000 without the comma in the value, highlighting sub total breaks using different colours and the ability to set-up automated scheduled tasks.

These enhancements are detailed in the new, fully rewritten online help .

myViewpoint 1.0.10 is a high performance, integrated and feature rich software toolset, specifically designed and developed to meet the operational business intelligence and decision support needs of *any* business.

Operational Considerations

Before upgrading to Quantum VS myViewpoint Release 1.0.10, it is advisable to consider the impact upon your business. Sensible upgrade timing should be planned. Before commencing the upgrade, a backup of your existing business intelligence queries should be made. This upgrade runs automatically with no user intervention required and takes only a few minutes.

Important Client Information


The EDP Group operates an ongoing Value Added Research & Development Program for Quantum VS myViewpoint.

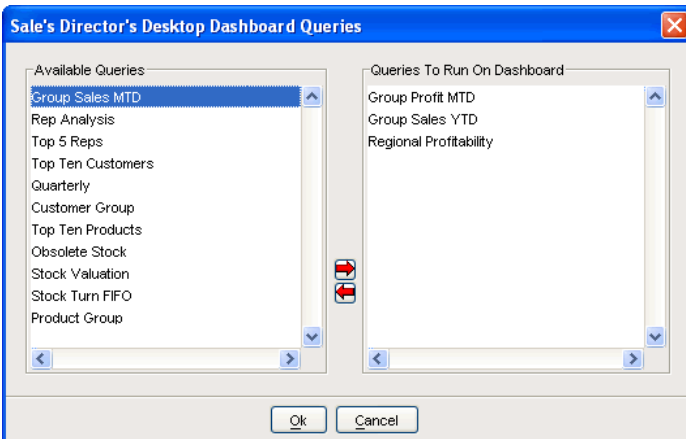
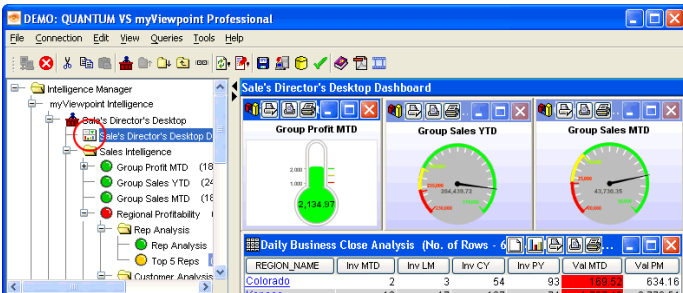
Before completing any product upgrade, users are advised to read the relevant product Transmittal Document.

Product Enhancements

The EDP Group is introducing enhancements within the myViewpoint Release 1.0.10 Software Product. These product enhancements include:

New Desktop Dashboard

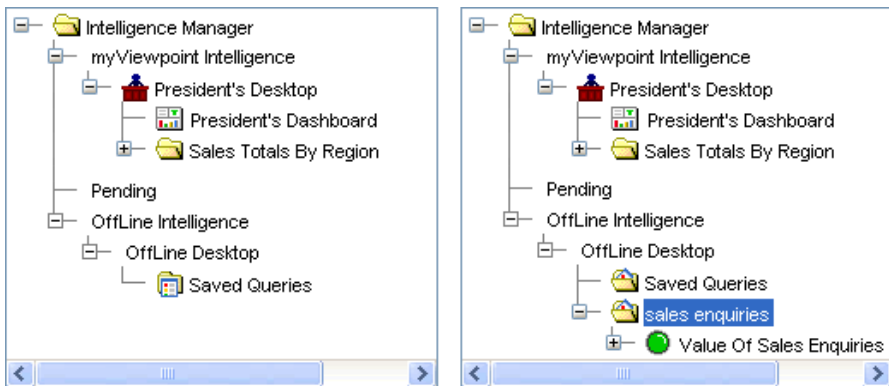
A new function called Dashboard  has been added to each Desktop in the myViewpoint Intelligence Manager, providing two workspaces within one Desktop. Previously, all queries were open in the same workspace/display area. The Dashboard enables you to have a new, user-defined and independent working area within your desktop, where you may choose to select which of your top-level queries/graphs/gauges, should always be displayed to represent your dashboard. You are able to add queries that will auto-run and update each time you connect to that profile.



Saved Queries Folder

Under the Pending Node in the Intelligence Manager, a new branch has been added, named Offline Intelligence. This may be expanded to reveal an Offline Desktop and Saved Queries folder.

During normal operation, queries and link queries running in the Desktop Workspace may now be saved to your hard disk and will be made available within the Saved Queries folder. This enables you to view queries whilst offline. You may create new folders under the Offline Desktop, and move saved queries into these folders. When in the Offline Desktop, queries are displayed as a menu item in the Desktop Title Menu Bar.





Saving Queries

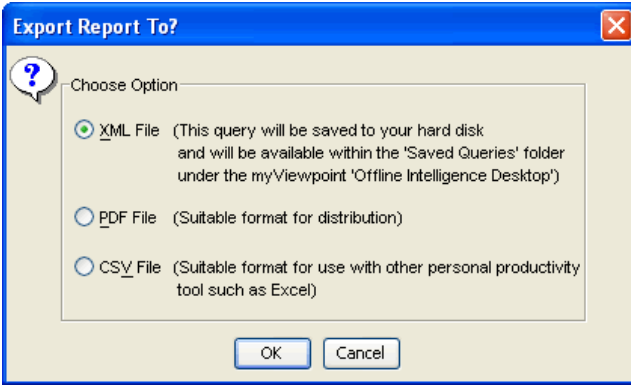
myViewpoint provides the option to save queries and link queries, that are running in the Desktop Workspace. This facility has been incorporated, enabling you to:

- View queries whilst offline.
- Capture data within a query, creating a snapshot of performance at that time.
- Distribute these historical snapshots (XML files) with other users.
- Compare present query results against historic query results.

myViewpoint offers you the choice of saving queries in three file formats, these are XML, PDF or CSV files, but only XML files may be saved and accessed through the Saved Queries folder.

New Save Icon

To facilitate the new query save options, a new Save icon  button within the query title bar replaces the previous Save as CSV File  icon. Clicking this button will now open the Export File To? dialogue box, wherein you may choose any of the three file-save options.



Saving Queries to XML Format

Queries, saved as xml files, can be opened as reports from the new Saved Queries folder in the Offline Desktop. These xml files may also be sent onto other users of myViewpoint where they may be imported into their copy and viewed.

To save a query to your Offline Saved Queries folder, you must first run the query in the Desktop Workspace, then save it as an XML file. This file is stored on your hard disk in a default directory that myViewpoint 1.0.10 creates during installation. The default directory folder is named myViewpointSavedReports and is located in My Documents. (This may be amended in Tools > Global Properties). myViewpoint also provides you with an option to select an alternative destination for the file-save.

The query in the Saved Queries folder links to the XML file to extract data, hence deletion of the XML file will result in the query not running. XML files can be re-imported from a backup, back into myViewpoint if deleted.

Saving Queries to PDF Format

myViewpoint can now save a query in PDF (Portable Document Format). This is a suitable format for those wishing to distribute queries, who may then view the document in a PDF viewer. PDF files cannot be imported into myViewpoint and any constraints that were set on the original query will not be portrayed.

Saving Queries to CSV Format

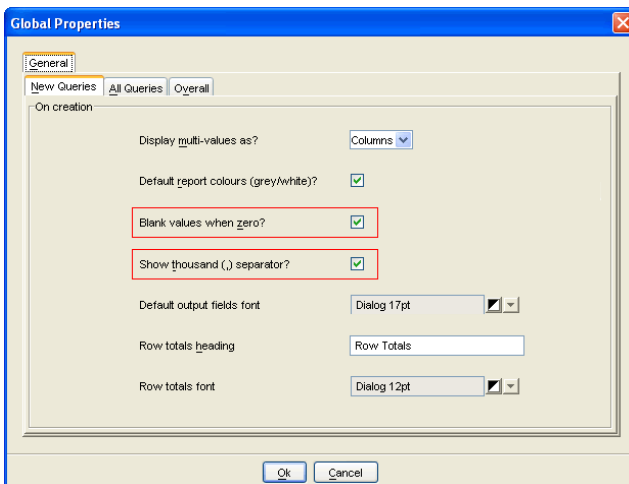
myViewpoint can already save a query in CSV format. CSV files cannot be imported back into my viewpoint, but they can be opened and used in other productivity products such as Excel.

Global Properties

The Global Properties environment permits the definition, review and modification of system-wide set-up preferences for query properties. Enhancements have been made to the existing New Queries and Overall tabs, with the inclusion of a new tab named All Queries. Additions are highlighted in red and described below:

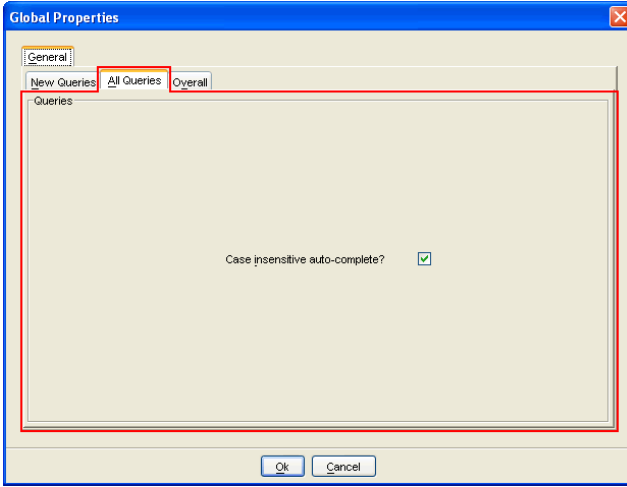
New Queries Tab

- 'Blank values when zero?' - When running a query that has numeric fields, this option allow you to control whether the 0 value is displayed
- 'Show thousand (,) separator?' (see page 9)



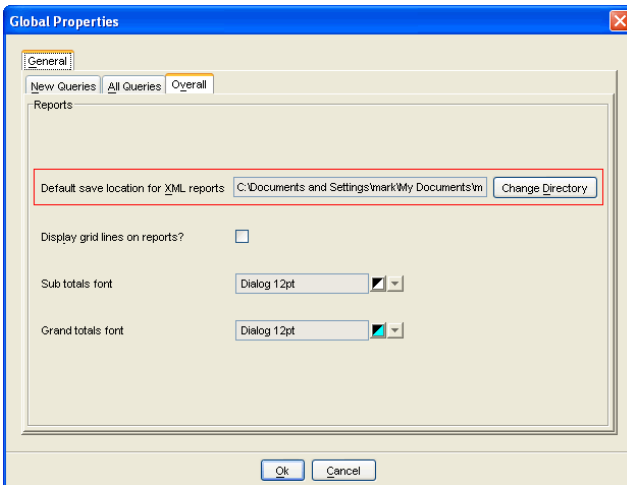
All Queries Tab

- 'Case insensitive auto-complete?' - When you are creating new queries and are typing in the file names or dictionary names, you are able to use lower case to find upper case names by selecting this option.



Overall Tab

- 'Default save location for XML reports' permits you to define the default directory where XML files will be saved.



Display Query Results of Over 1000 with no comma in the Value

Val PM	Val Cur Yr
634.16	6,730.60
3,773.54	23,671.74
14,267.30	112,298.58
1,961.16	15,180.94
10,277.88	53,260.40
3,985.22	29,021.27

By default, myViewpoint is set to display the 1000th separator within query results using a comma. A new option in Global Properties permits this default to be changed to hide the comma. If used, the resulting change will take effect on every **new** query created. For queries created before this new global option was available, this functionality is also made available for each query within the Output Field Criteria dialogue box.

Output Field Criteria

Properties Constraints Trends

Field Properties

Alignment: Right

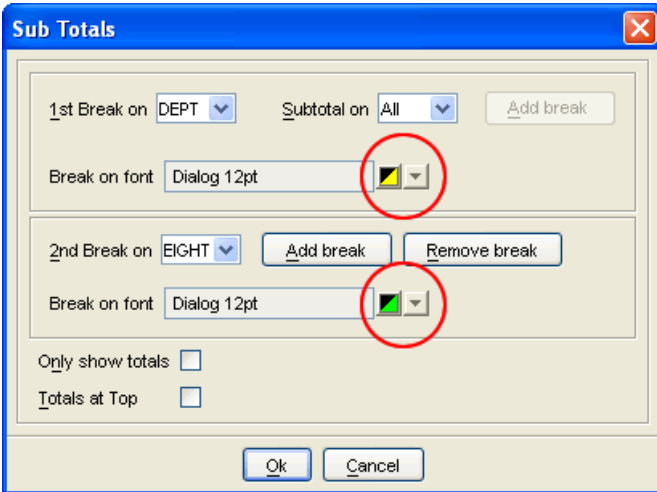
Field data type: Numeric Displayed as: 2 Stored as: 2

Example output: ###0 Blank when zero Use 1000 Separator (,)

Link query? Set link_query

Highlight Sub-Total Breaks in Different Colours

A new option permits the display of different colour fields to show each break within a query. By clicking on the Subtotals button within the Totals Properties tab (of the Query Properties dialogue), a new Sub Totals screen allows you to configure fonts, font size, and background colours.



DEPT	EIGHT	AGE	tester
DEPT D	160	23	183.00
DEPT D	160	25	185.00
DEPT D	200	24	224.00
DEPT D	200	30	230.00
DEPT D	200	54	54.00
DEPT D	225	225	225.00
DEPT P	190	23	213.00
DEPT P	190	21	211.00

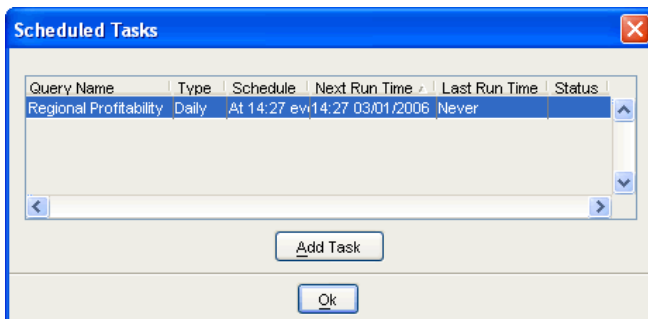
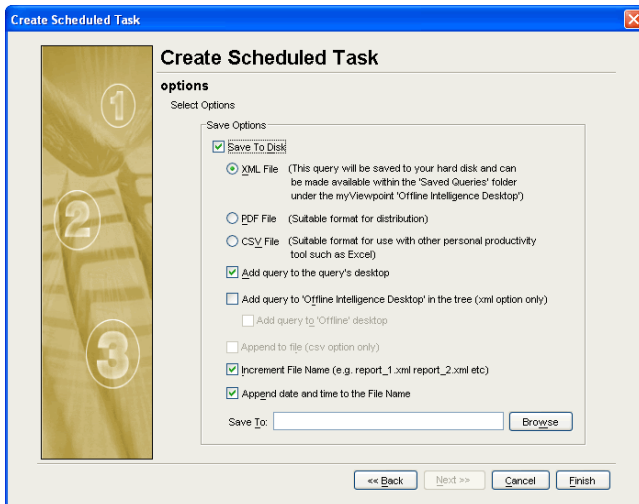
Setting Up Scheduled Tasks

The Scheduled Tasks facility enables you to automate the running of queries, at set times, daily, weekly, monthly, yearly, and/or on a specified date. Queries may be set to run and only open on screen, and/or produce saved files in xml, csv or pdf format.

Each time a query is run and set to save as a file, the name that you specify for the saved file will have an incremental number attached to the end of the file name. If the query is run 4 times you will have 4 save files of name1, name2, name3 and name4.

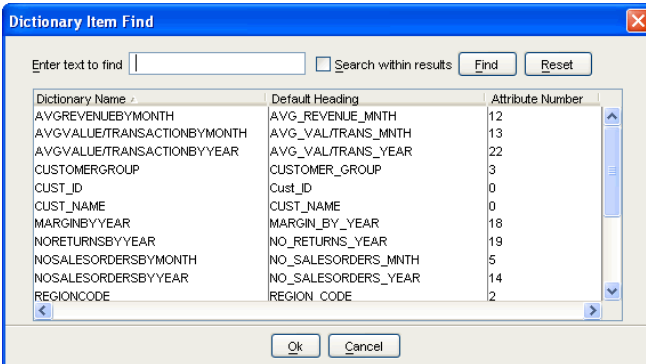
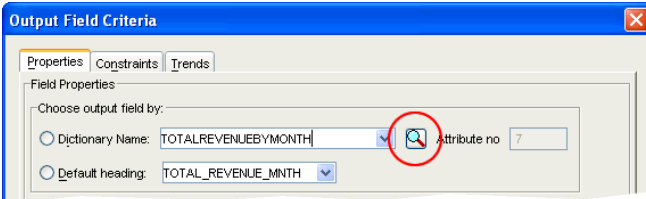
You must be connected to your database for this facility to operate.

The Scheduler Wizard can be accessed by selecting Scheduled Tasks in the Tools Menu.




Dictionary Item Find

When inserting new or editing existing dictionary items/output fields, a new option for finding dictionary items has been incorporated. This allows you to review a list of all the dictionary items for the selected file, where the dictionary name or default heading matches your search criteria.



New Online Help

The online help for myViewpoint, accessible from the help icon  in the toolbar, has been fully rewritten and includes all the latest enhancements with instructions for their use.

Planned Release 1.0.11 Enhancement

Browser Based Version of myViewpoint

Development of a browser based version of myViewpoint is in its final development stage. This future product release will permit a user to review queries from any location where that person has access to the Internet or their internal network system. The first-out browser release will continue to require that query creation take place in myViewpoint Professional. Subsequent releases will permit query creation through the browser interface.

Further Information

If further information is required on future product enhancements please do not hesitate to email markj@edp.fastfreenet.com or contact EDP Marketing:

**Mark Jowitt
Electronic Data Processing PLC
Beauchief Hall
Beauchief
Sheffield
S8 7BA**

**Tel: 0114 262 2032
e-mail: markj@edp.fastfreenet.com**

<http://www.edp.co.uk>

International Offices

SCOTLAND

Douglas House
Avondale Campus, Pochard Way
Strathclyde Business Park
Lanarkshire
Bellshill, ML4 3HB
Telephone: 01698 842425
Fax: 01698 845166

NORTH

Beauchief Hall
Beauchief
Sheffield S8 7BA
Telephone: 0114 262 1621
Fax: 0114 262 1126

SOUTH MIDLANDS

Sunrise Parkway
Linford Wood
Milton Keynes MK14 6LJ
Telephone: 01908 665522
Fax: 01908 249798

BML (OFFICE COMPUTERS) LIMITED

Maypole House
Maypole Road
East Grinstead
West Sussex
RH19 1HU
Telephone: 01342 313141
Fax: 01342 313181
www.edp.fastfreenet.com

The Barns
Stretton Road
Stretton
Warrington
Cheshire WA4 4NP
Telephone: 01925 732300
Fax: 01925 730828

DISYS ASSOCIATES LIMITED

Sunrise Parkway
Linford Wood
Milton Keynes
MK14 6LJ
Telephone: 01908 665522
Fax: 01908 249798
www.disys.uk.com

The Barns
Stretton Road
Stretton
Warrington
Cheshire WA4 4NP
Telephone: 01925 732300
Fax: 01925 730828

BCT SOFTWARE SOLUTIONS LIMITED

The Barns, Stretton Road
Stretton, Warrington
Cheshire WA4 4NP
Telephone: 01925 732300
Fax: 01925 730828
www.bct-solutions.co.uk

Douglas House
Avondale Campus, Pochard Way
Strathclyde Business Park
Bellshill, Lanarkshire, ML4 3HB
Telephone: 01698 842425
Fax: 01698 845166



GROUP HEADQUARTERS (RESEARCH & DEVELOPMENT CAMPUS)

Beauchief Hall, Beauchief, Sheffield S8 7BA
Telephone: 0114 262 1621 Fax: 0114 262 1126
Website: www.edp.fastfreenet.com